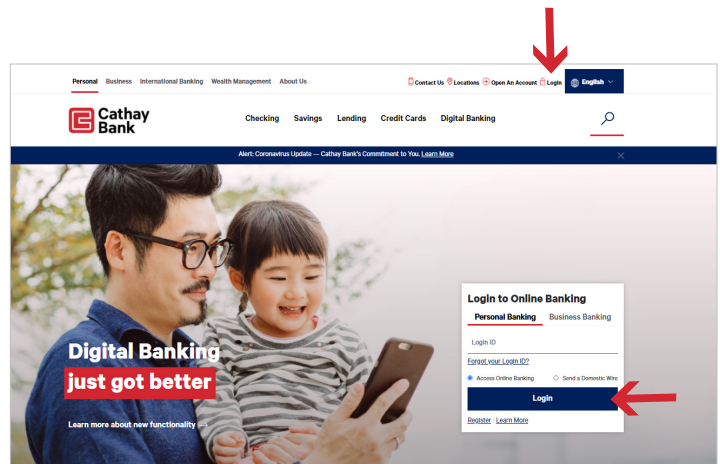



Login process


1. From a browser, enter <http://www.cathaybank.com>
2. In the top right corner of the screen, click **Login** and enter your **Login ID**.
3. Select **Login**.




4. Enter your password.



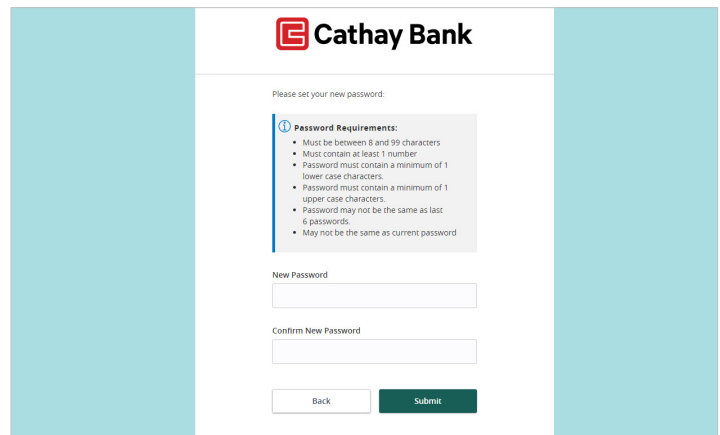
5. Next, you will receive a Security Access Code. This will be sent to one of the devices we have stored for you. You must select one of these, you cannot enter a new device at this time.



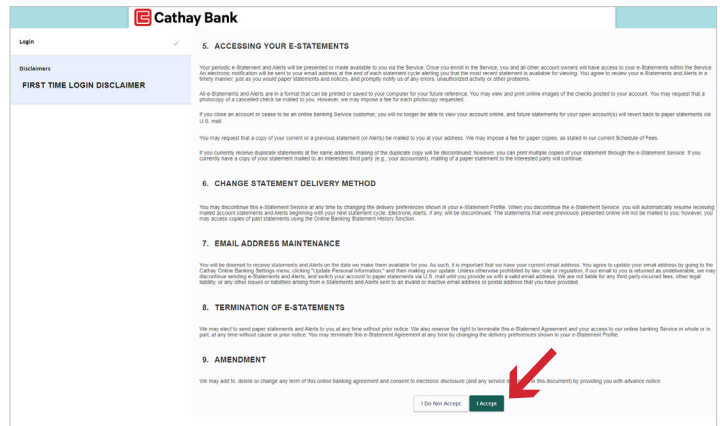
6. Enter the Secure Access Code in the box when you receive it, and click Submit.



7. Enter your new password twice for validation, and click Submit.




- You must review the [Online Access Agreement & Disclosure Statement](#) and click [I Accept](#) to complete the first-time login process.



- You now need to choose if you want to register your device. If you choose to register your device you will not need to receive and enter a Security Access Code next time you log on, you will only need to enter your Login ID and password.

Are you on a private computer or mobile device that you will use regularly to access online banking? If so, you can register your browser (device) for future access. If you are at a public computer, select [Do Not Register Device](#) and this computer will not be registered.

Note: To register your computer, we will place a Secure Token in your browser. Your PC must be configured to accept “cookies” from this site. The next time you log on, you will only need to enter your Login ID and password. The number of allowable registrations may be limited for the security of your account.



- You will now see the Online Banking Home page.

